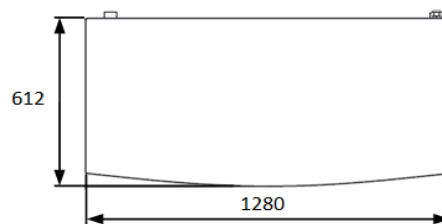
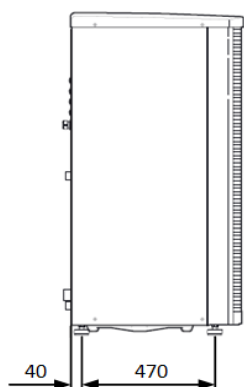
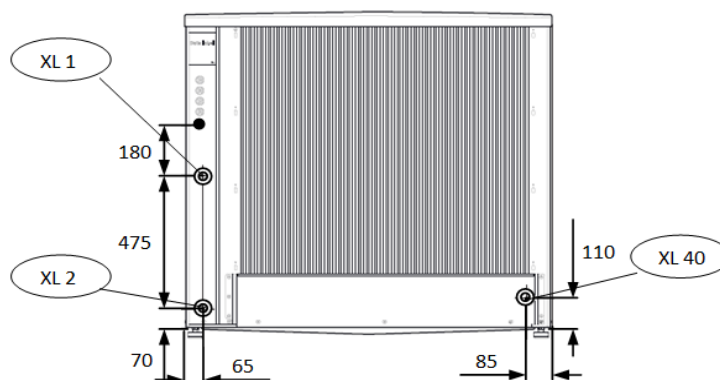
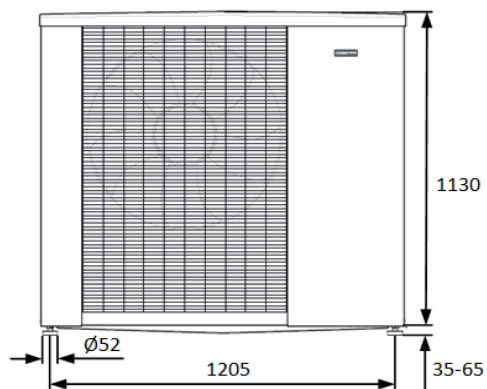


Gerätebezeichnung

F 2120-20



Legende:

XL1 = Anschluss, Wärmeträgerausgang aus F2120, G1 1/4" (Ø35mm)

XL2 = Anschluss, Wärmeträgereingang in F2120, G1 1/4" (Ø35mm)

XL40 = Anschluss, Abfluss Kondensatauffangwanne