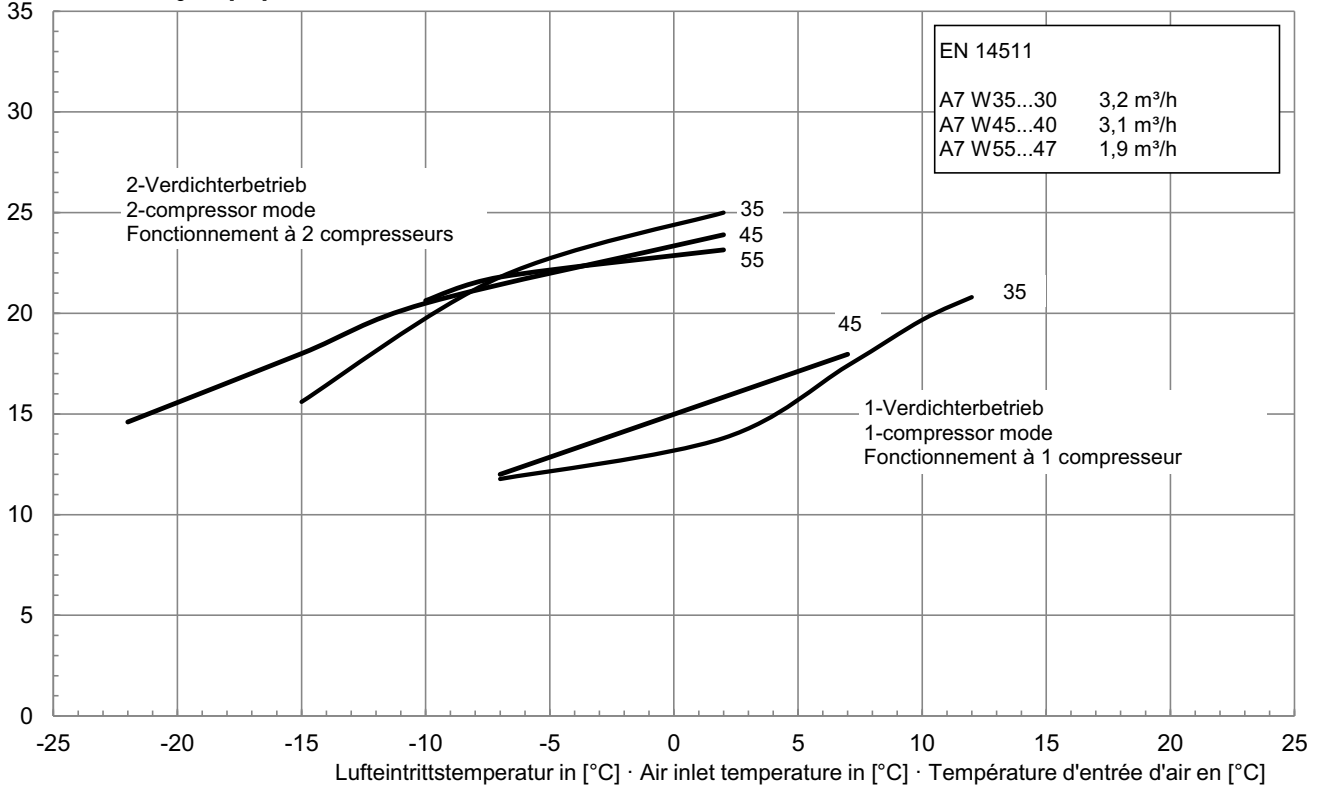


## 2 Diagramme / Diagrams / Diagrammes

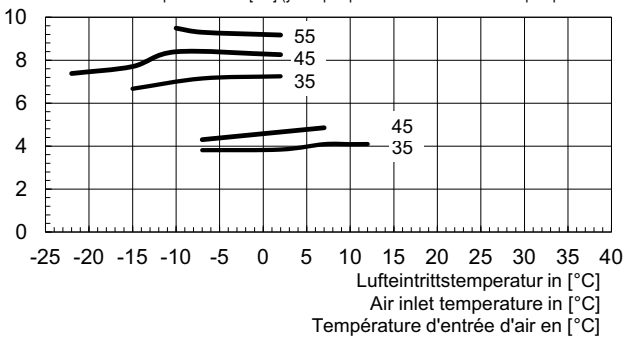
### 2.1 Kennlinie / Characteristic curves / Courbes caractéristiques

Heizleistung in [kW]  
 Heating capacity in [kW]  
 Puissance de chauffage en [kW]

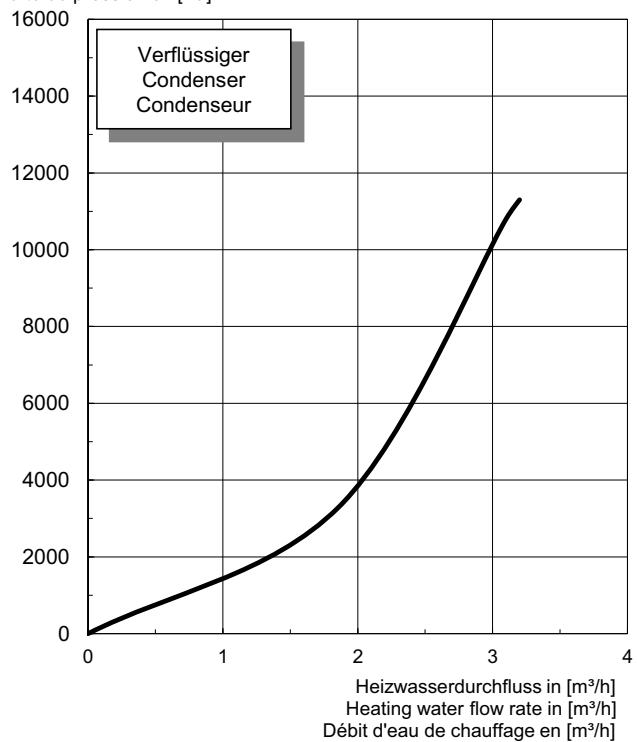
Wasseraustrittstemperatur in [°C]  
 Water outlet temperature in [°C]  
 Température de sortie de l'eau en [°C]



Leistungsaufnahme in [kW] (incl. Pumpenleistungsanteil)  
 Power consumption in [kW] (incl. power input to pump)  
 Consommation de puissance en [kW] (y compris part de consommation de la pompe)



Druckverlust in [Pa]  
 Pressure loss in [Pa]  
 Perte de pression en [Pa]



Leistungszahl (incl. Pumpenleistungsanteil)  
 Coefficient of performance (incl. power input to pump)  
 Coefficient de performance (y compris part de consommation de la pompe)

